

FLUID HANDLING:

Drum Topper

Convenient, portable filtration in a compact design that you can carry wherever you need to go.



The Overview

The Drum Topper: Where It's Used

- Decontaminating systems
- Flushing new or repaired systems
- Dispensing new oil
- Pre-filtering new oil
- Evacuating used oil
- Topping off reservoirs
- Collecting oil samples for analysis

What Is Standard?

- Automatic pressure relief valve
- Dual-stage filtration
- 6' hose assemblies with various hose-end connections
- Industrial powder-coated paint
- One-year warranty

What Can I Customize?

- Flow rates
- Filter bypass
- Sample valves
- Color
- Hose-end connection sizes and types
- Micron rating of filters

Performance

For filtering mineral-based industrial oils and most synthetic oils with a maximum operating viscosity range of ISO 10-460 (2000ssu/431cSt) at 100°F/38°C within ambient temperature ranges of -8°F to 104°F (-22°C to 40°C)

Materials:

- Frame: Aluminum
- Paint: Industrial powder coat
- Filter Heads: Aluminum
- Fittings: Zinc-plated steel and/or brass
- Pumps: Aluminum/steel
- Hoses: Clear PVC with steel wire
- Gaskets: Buna-N

Filter Indicators:

- Filter indicator pops at 22psid (1.55bar) as warning that filter elements need to be replaced

Pump Relief:

- Opens at 65psi (5.49bar)

Weight:

- Approximately 45-55lbs/20.4-24.9Kg (will vary depending on options selected)

Dimensions:

- 24.5"L x 13.5"W x 15.4"H

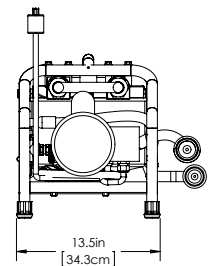
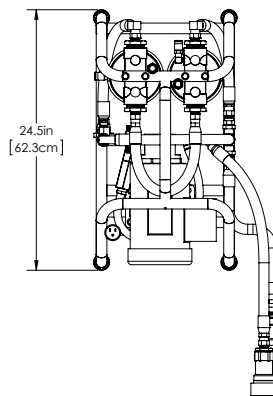
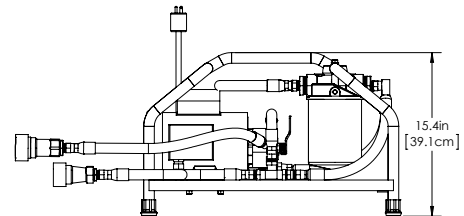
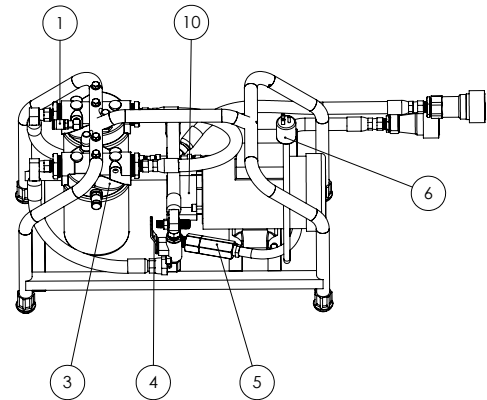
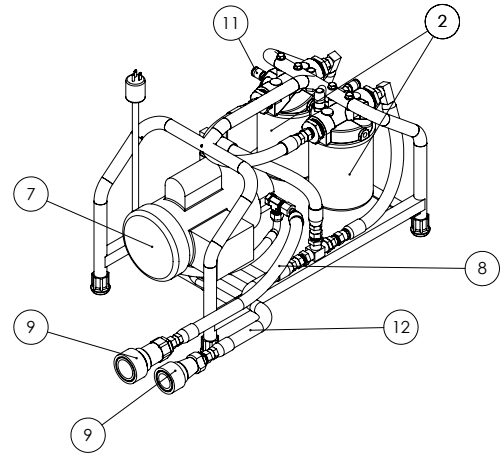
Call Des-Case for the Following Needs:

- Explosion-proof
- Wands
- Threaded end connectors
- Hydraulic hoses
- Viton® gaskets
- High-viscosity push button sample valves

The Specs

By the Numbers

Item No.	Description	Qty.
1	Post-Filter Sample Valve	1
2	Filter Element	2
3	Filter Head	1
4	Manual Filter Bypass Valve	1
5	Pump Relief-65psi	1
6	10' Power Cord	1
7	Motor	1
8	½" Inlet Hose	1
9	Quick Connect	1
10	Gear Pump	1
11	Pre-Filter Sample Valve	1
12	½" Outlet Hose	1



Did You Know?

The drum topper pairs perfectly with Des-Case's tote, drum, hydraulic, gearbox, and drain port adapter kits.

TO ORDER:

Drum Topper

DT								
	Box 1	Box 2	Box 3	Box 4	Box 5	Box 6	Box 7	Box 8

Pump/Motor Combinations [Box 1]

High-Viscosity Option (ISO VG 150 to 460 at 60°F to 100°F)

Code	Description
------	-------------

60 Hz Options

01E	1gpm/.25 hp electric, 115 vac, 60 Hz, 1725 rpms, 5 amps
-----	---

01F	1gpm/.25 hp electric, 230 vac, 60 Hz, 1725 rpms, 2.5 amps
-----	---

50 Hz Options

01G	.75gpm/.25 hp electric, 110 vac, 50 Hz, 1425 rpms, 5.4 amps
-----	---

01H	.75gpm/.25 hp electric, 220 vac, 50 Hz, 1425 rpms, 2.7 amps
-----	---

Low-Viscosity Option (ISO VG 100 at 60°F to 100°F)

60 Hz Options

03E	3.5gpm/.25 hp electric, 115 vac, 60 Hz, 1725 rpms, 5 amps
-----	---

03F	3.5gpm/.25 hp electric, 230 vac, 60 Hz, 1725 rpms, 2.5 amps
-----	---

50 Hz Options

03G	2.75gpm/.25 hp electric, 110 vac, 50 Hz, 1425 rpms, 5.4 amps
-----	--

03H	2.75gpm/.25 hp electric, 220 vac, 50 Hz, 1425 rpms, 2.7 amps
-----	--

Pneumatic Options

02A	2gpm/1.7 hp air, 0-3000 rpms
-----	------------------------------

08A	8gpm/1.7 hp air, 0-3000 rpms
-----	------------------------------

NOTE: Performance will vary depending on operating temperature, fluid type and unit options. Call Des-Case for assistance.

Manual Filter Bypass [Box 6]

Code	Description
------	-------------

0	None
---	------

B	Filter Bypass
---	---------------

Sample Valves [Box 7]

Code	Description
------	-------------

0	None
---	------

1	Standard Minimes
---	------------------

2	High Viscosity
---	----------------

Drain & Fill Connector Type [Box 2]

Code	Description
------	-------------

B	ISO B Connector
---	-----------------

A	ISO A Connector
---	-----------------

F	Flush Face Connector
---	----------------------

R	ISO B Connector-BSPP
---	----------------------

Q	ISO A Connector-BSPP
---	----------------------

P	Flush Face Connector-BSPP
---	---------------------------

NOTE: All connectors are coupler ends (female)

Drain & Fill Sizing [Box 3]

Code	Description
------	-------------

1	Drain: 1" hose & connection Fill: ¾" hose & connection
---	---

2	Drain: ¾" hose & connection Fill: ½" hose & connection
---	---

NOTE: Units are built for optimum performance when using 1" (drain) and ¾" (fill) connections. Decrease in performance may occur when selecting other size combinations. Hoses are 1" and ¾" respectively regardless of connection sizes.

Filter A [Box 4]/Filter B [Box 5]

Code	Description
------	-------------

K	3-micron Particulate Filter
---	-----------------------------

L	6-micron Particulate Filter
---	-----------------------------

M	12-micron Particulate Filter
---	------------------------------

N	25-micron Particulate Filter
---	------------------------------

W	Water Filter
---	--------------

Custom Colors [Box 8]

Code	Description
------	-------------

1	Brushed Aluminum
---	------------------

2	Black
---	-------

3	White
---	-------

4	Blue
---	------

5	Red
---	-----

6	Yellow
---	--------

You also can customize your system online at www.descase.com.

FLUID HANDLING:

The Entire Des-Case Line

We offer a full range of fluid handling and filtration products in Portable Filtration, Dedicated Filtration, Water Removal, Lubricant Storage & Filtration, Filter Elements, and Adapter Kits to suit your needs.

**Customize your system today at
www.descase.com.**